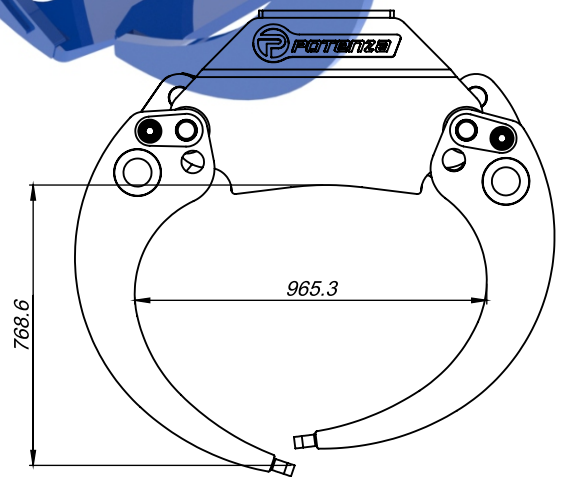
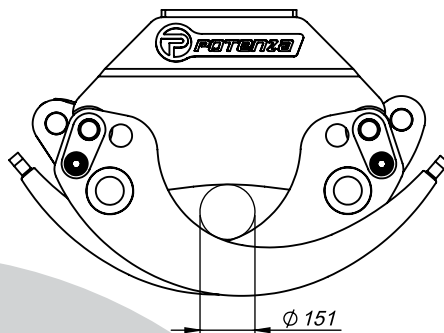
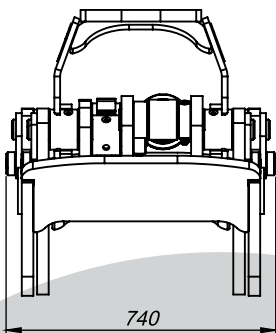
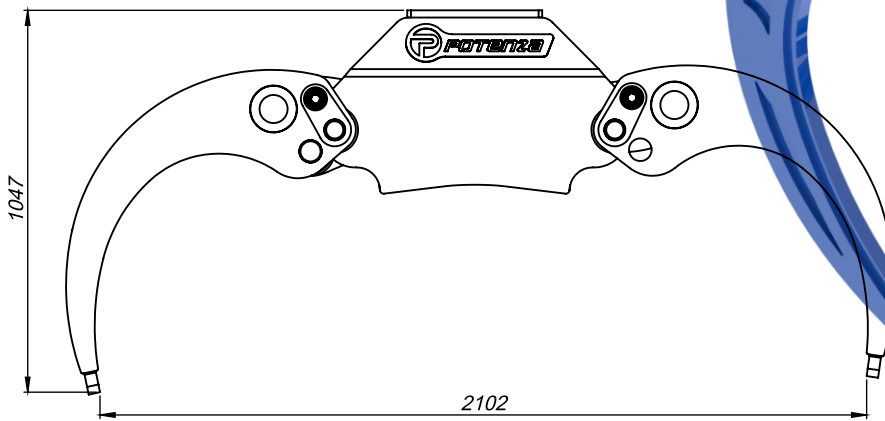



INFORMATIVO TÉCNICO



DADOS TÉCNICOS

Área da Garra	0,46 m ²
Peso	685 kg
Carga Máxima	6.500 kg
Força Fechamento Nominal do Cilindro @ 210 bar	18.000 kgf

PRESSÃO MÁXIMA DE TRABALHO

Garra Abrindo	150 kgf/cm ²
Garra Fechando	190 kgf/cm ²