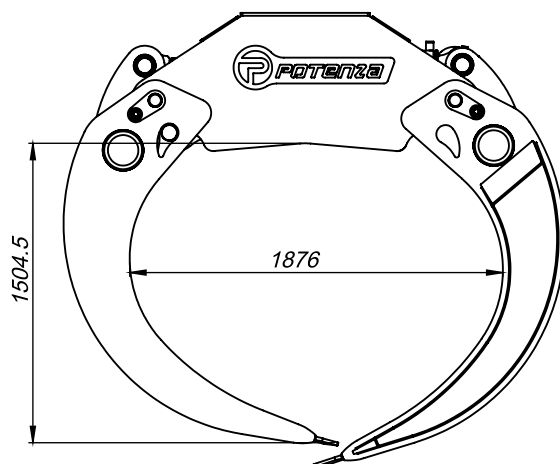
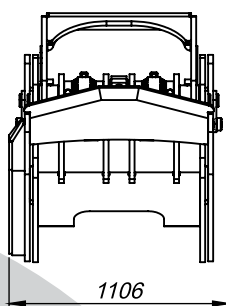
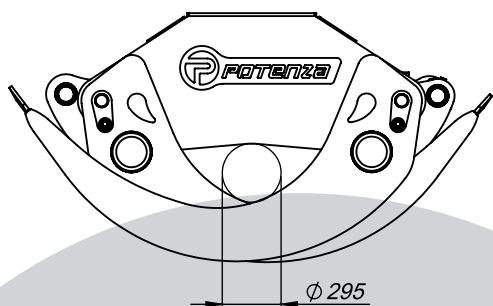
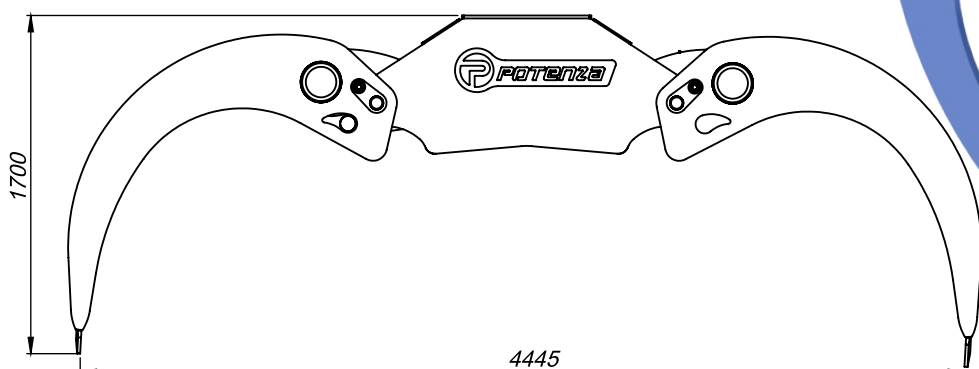


INFORMATIVO TÉCNICO



DADOS TÉCNICOS

Área da Garra	2,00 m ²
Peso	2.550 kg
Carga Máxima	29.000 kg
Força Fechamento Nominal do Cilindro @ 210 bar	53.000 kgf

PRESSÃO MÁXIMA DE TRABALHO

Garra Abrindo	180 kgf/cm ²
Garra Fechando	210 kgf/cm ²